

TURBODRAFT™

F I R E E D U C T O R

5" Compact Fire Eductor Model TD-5

- Lightweight design sets up in minutes with minimal personnel using 5" large diameter hose (LDH)
- No need for cumbersome hard suction hose
- Gain access to static water sources previously unreachable using traditional drafting techniques
- Usable in lakes, ponds, streams, rivers, canals, swimming pools, etc.
- Generate usable fire flow rates of 2,535 Lpm or more
- Recognized by insurance agencies as an alternate water supply source
- Eliminate need for multiple dry hydrant installations
- No permits, engineering or maintenance
- Suitable for emergency dewatering and flood mitigation



NO HYDRANT - NO PROBLEM



PT Hydraulics Australia Pty Ltd

19 Ricketts Road

Mt Waverley,

VIC 3149

P: 03 9562 8800

F: 03 9562 8080

E: sales@pthydraulics.com.au



WATER EDUCTOR FOR FIRE FIGHTING

TAP WATER SOURCES IN REMOTE LOCATIONS

Rural fire departments need creative solutions to use water sources that are not accessible using typical drafting techniques. Schutte & Koerting's TurboDraft Fire Eductor allows fire departments to tap into water supplies like lakes, ponds, streams, and rivers, etc. at a distance of up to 60m or more. Usable fire flows of 2,536Lpm or more may be achieved dependent upon hose layout and elevation change.

TURBODRAFT SETUP

Weighing only 21kg., the 5" TurboDraft Fire Eductor can easily be put into service with minimal personnel. Setup is quick and simple utilizing standard fire service hose lines. Once the 2.5" feedline and 5" LDH return line are connected, the TurboDraft is deployed into the static source. (See Figure 1)

TURBODRAFT OPERATION

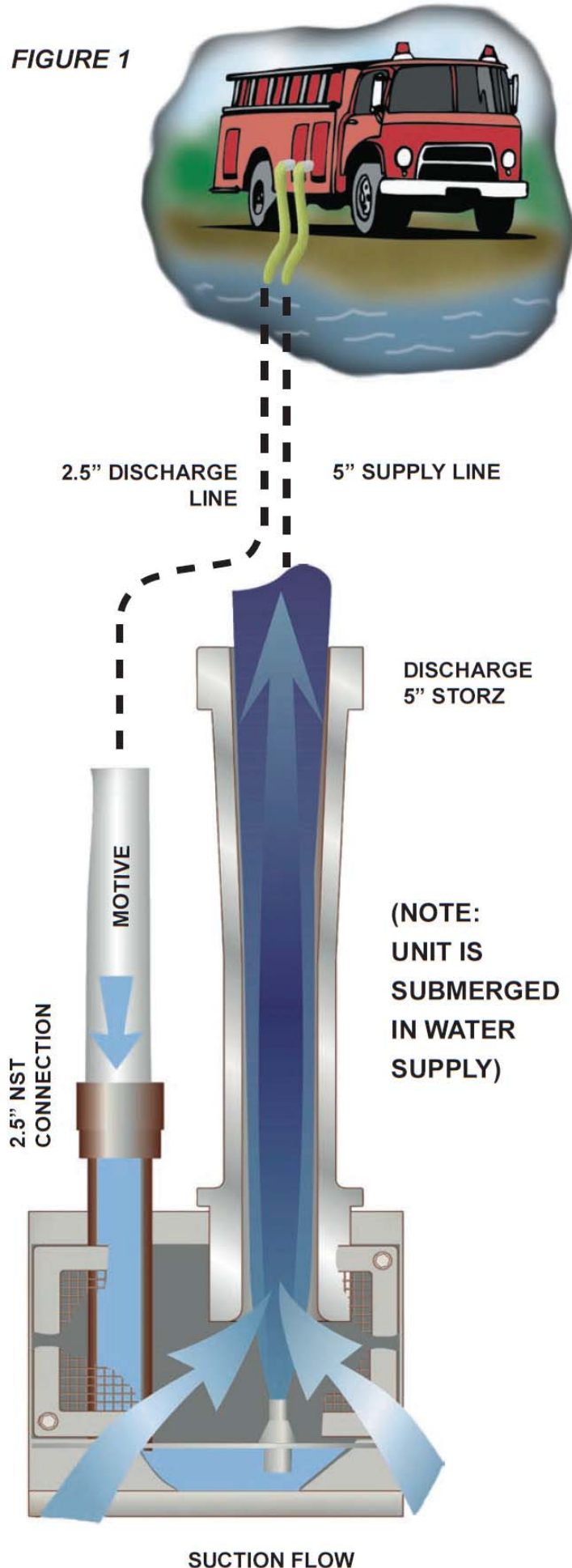
Once the TurboDraft Fire Eductor has been deployed it can be quickly placed into service. The inlet suction valve of the pumping engine is left closed and its air bleeder is opened. The 2.5" line is charged using water from the onboard water tank. The force of this flow combined with TurboDraft eductor technology creates a suction that draws water from the static source. As this happens, the large diameter hose (LDH) is charged back to the pump suction valve. After the air is bled from the LDH, the bleeder valve is closed and the intake valve is opened. At this point the water supply has been established. 755Lpm is re-circulated through the pump to maintain a continuous flow without the need of the onboard watertank. The balance of the "drafted" water is now available to supply hand lines, hose lays, or to fill tanker/tender operations. Usable flows will vary based on elevation and hose friction loss. (See Table 1)

Table 1

Length of 5" Hose	Lift	Pump Discharge Pressure PSI	Max Avail. Fire Flow Lpm
15m	10	180	2,536
	20	180	1,779
30m	10	185	2,157
	20	185	1,514
45m	10	190	1,817
	20	190	1,230
60m	10	195	1,665
	20	195	1,060

NOTE: Using 6" large diameter hose line can increase usable flow by decreasing line friction loss.

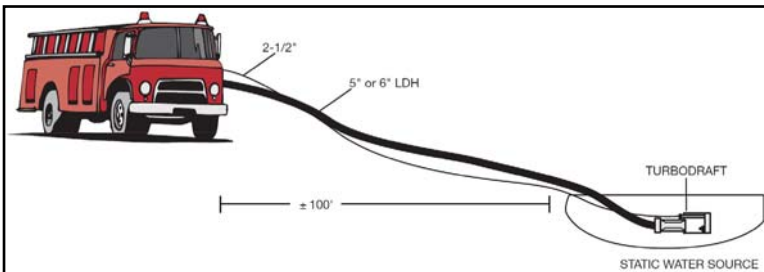
FIGURE 1



SUCTION FLOW

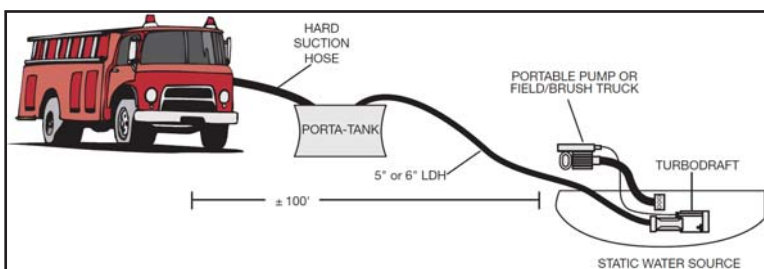
FIRE FIGHTING APPLICATION CHALLENGES

1. Access to a water source is more than 10m Feet and typical drafting techniques cannot be implemented



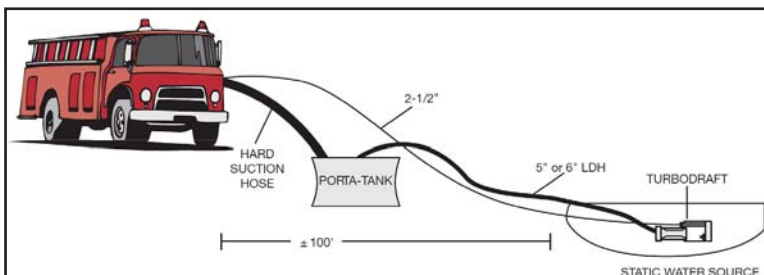
SOLUTION A

By stretching a 2.5" supply line and a 5" or 6" return line, usable water supply of 2,270Lpm or more can be achieved at a distance of over 30m. Actual usable water supply will be determined by discharge line loss and elevation differences between water source and pump suction.



SOLUTION B

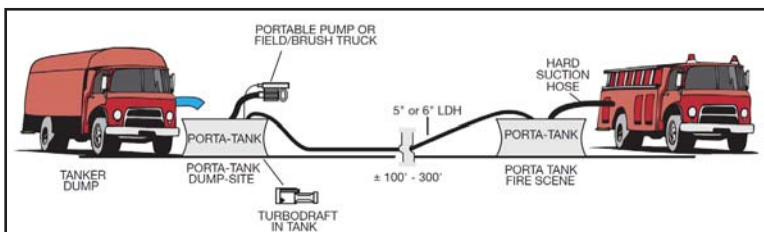
Utilize a portable pump or truck mount pump (minimum rating of 755Lpm @ 150 psi) to supply the TurboDraft Fire Educator. Achieve usable fire flows of 3028Lpm or more.



SOLUTION C

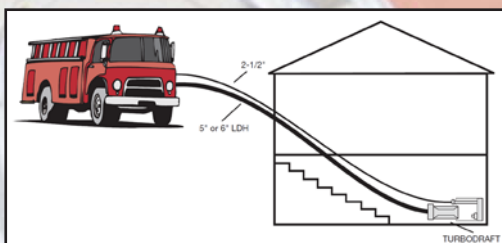
One or more TurboDraft units operating to fill a portable tank allowing pumper to have access with hard suction hose. TurboDraft lines are directed into tank while pumper drafts to supply the units as well as the fire ground or to fill tankers.

2. Due to congestion at the fire scene, portable tanks for tanker delivery need to be set up at remote location



TurboDraft can be used in conjunction with a portable pump to provide constant flow between remote tanks and fire scene supply tank. Flow from the remote tanks can be controlled by a gate valve in the 5" or 6" supply line. If discharge line is blocked, supply line flow is discharged into portable tank and recycled.

3. Flood mitigation and water transfer



TurboDraft can also be employed in emergency flood situations. TurboDraft's ability to transfer large volumes of water in a short amount of time makes it a critical piece of equipment for dewatering basements and other low-lying



STATE & TERRITORY EMERGENCIES

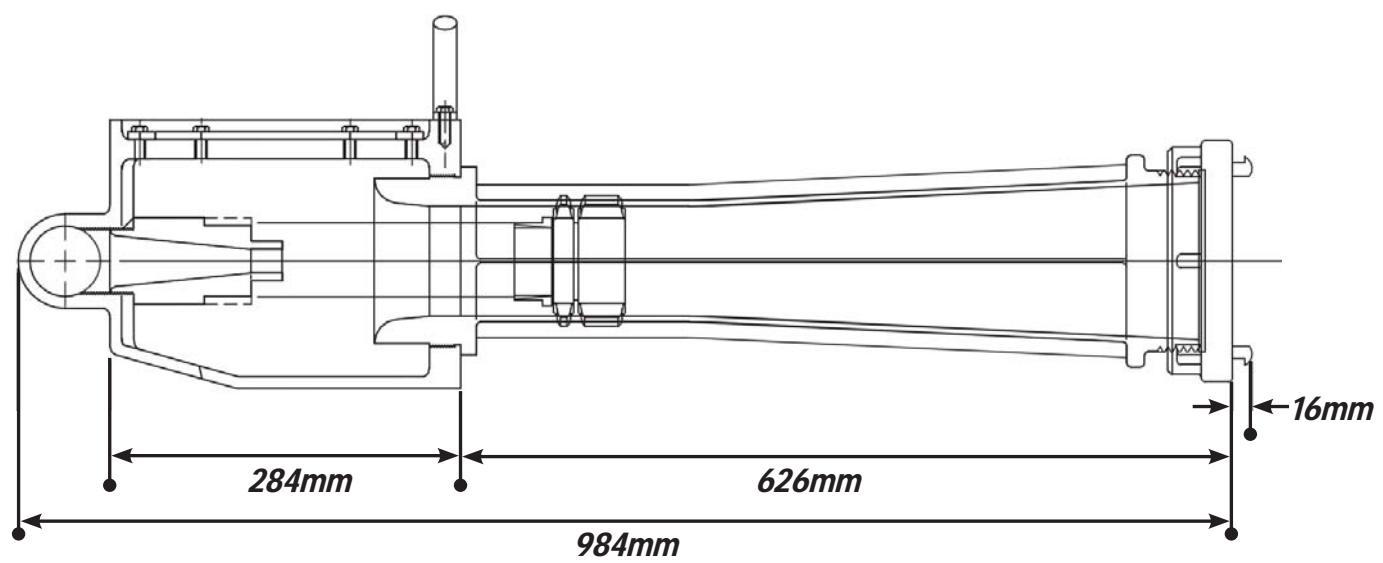
Although the TurboDraft was designed with the rural fire department in mind, large municipal departments can also utilize the TurboDraft eductor technology. The majority of city-based departments are generally not equipped for non-hydrant water supply operations. During natural or man-made emergencies municipal water supply systems can be rendered useless. The TurboDraft allows departments with basic hose lines and minimal training to access static sources for fire suppression as well as flood mitigation operations.



TURBODRAFT™

F I R E E D U C T O R

Schutte & Koerting eductors have been used in thousands of industrial applications for more than a century. They employ the venturi principle to create flow and increase pressure. Eductors use the kinetic energy of one liquid to create motion in a second liquid. With no moving parts to break, eductors are one of the most reliable technologies ever invented. S & K water eductors for fire fighting have been standard equipment on many U.S. Navy ships since WWII. The same eductor technology has also been used in fire fighting for more than thirty years in foam eductor systems.



PT Hydraulics Australia Pty Ltd
19 Ricketts Road
Mt Waverley,
VIC 3149
P: 03 9562 8800
F: 03 9562 8080
E: sales@pthydraulics.com.au

