


NON-ABSORBING  
SAVES CRITICAL TIME  
SUPER STABILITY



**Turtle Plastics**





## GIANT STEP CHOCKS



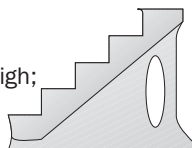
### FEATURES & BENEFITS

Saves critical set-up time. Ensures super stability on large trucks, buses and SUVs.

### DIMENSIONS

31" x 12" (base) x 6" Wide (top) x 22" High;  
Step is 6" Wide x 7" Deep

**WEIGHT:** 64 lbs.

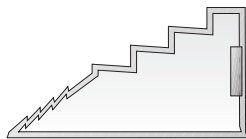


## MEDIUM STEP CHOCKS




### DIMENSIONS

28" x 9" (base) x  
4.5" Wide (top) x 17" High



## STANDARD STEP CHOCKS



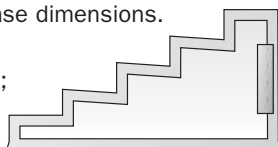
### FEATURES & BENEFITS

For use on passenger cars. Built-in hand hold. Lightweight, yet has very stable base dimensions.

### DIMENSIONS

25" x 5 1/2" Wide (top) x 11" High;  
Step is 3 1/2" Wide

**WEIGHT:** 16 lbs.



## STANDARD CRIB PROFILES

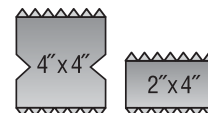


### FEATURES & BENEFITS

Cleaner and safer than oil-soaked wood. Non-splitting and lighter than wood. Aggressive patterned, slip-resistant pyramid-locking surface. Use to build super stable box crib. Each crib has rope handle.

### DIMENSIONS

2" x 4" x 18" Widths  
4" x 4" x 18" Widths



## Standard Wedges



### FEATURES & BENEFITS

Patterned surface with **NEW 11°** angle. Rope handle attached.

### DIMENSIONS

2" x 4" x 18" and 4" x 4" x 18"



## Sprinkler Wedge

### FEATURES & BENEFITS

Lightweight wedge won't split or crack like wood.

### DIMENSIONS

5 3/8" Long x 1 1/2" High  
with 25° Angle



## Stepped Wedges

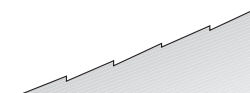


### FEATURES & BENEFITS


Stepped top surface that slopes downward for extra gripping power.

### DIMENSIONS

3" and 6" Widths; 8 1/2" Long



## Lincoln Log Crib




### FEATURES & BENEFITS

Stable Lincoln Log cribs interlock as they stack. Three notches top and bottom allow for use as either 2-box or 3-box crib. Built-in handle design.


### DIMENSIONS

4" x 4" x 18"



**WEIGHT:** 5.25 lbs.

## Hose Bridge



### FEATURES & BENEFITS

Low angle profile bridge has six openings (two 5", two 4" and two 3"). Heavy enough to accommodate cars, fire and rescue apparatus, trucks, and towmotors. Excellent for utility construction (water, gas, phone, electrical) and in-plant use.

### DIMENSIONS

72" Long x 61/2" High x 24" Wide

**WEIGHT:** 50 lbs. each piece;  
200 lbs. per set (4 pieces)


## Heavy Rescue Lincoln Log Crib

### FEATURES & BENEFITS

Same design as regular Lincoln Log in a super size. Call for details.

### DIMENSIONS

6" x 8" x 24"



## Lock Blocks



### FEATURES & BENEFITS

Lego-type surface allows blocks (regardless of thickness) to interlock for stability.

### DIMENSIONS

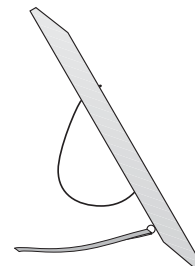

9" x 9" Square x  
1", 2" and 3" Thick

### WEIGHT:

3, 4 and 8 lbs.



## Shoring Crib



### FEATURES & BENEFITS

"Poor man's" shoring crib! 30° slope on bottom, pointy end at top. Twin cargo strap with ratchet at bottom. Easy carrying with large lanyard.

### DIMENSIONS

4" x 4" x 6"

## Bag Pads



### FEATURES & BENEFITS

Thick pad centers air bag and prevents air bag punctures from road debris.

### DIMENSIONS

Standard size: 11/2" x 24" square  
**OTHER SIZES AVAILABLE!**

AVAILABLE IN GRAY ONLY

## Crib Toter

### FEATURES & BENEFITS

Fast, easy way to carry cribbing and wedges. Handles at top and sides. Using two Crib Toters, user can carry 18 pieces of cribbing! Crib Toter simplifies your organizing and storage problems.



### Crib Bag

Available in heavy duty nylon.



## Big Chock Truck Chock

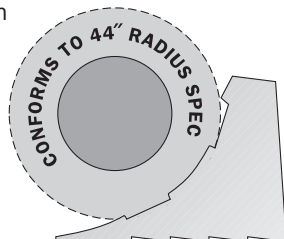
### FEATURES & BENEFITS

44" diameter NFPA style wheel chock; wide enough to use for duals.

### DIMENSIONS

9" Wide x 15" Long  
x 11" High

**WEIGHT:** 20 lbs.



### METAL BRACKET

Mount in compartment or trunk. Pressure handle securely locks chock to high grade steel bracket.





# DURA CRIB® KITS

## STANDARD KITS


PART NO.	DESCRIPTION	CRIB KIT A	CRIB KIT B	CRIB KIT C	SUPER KIT C	CRIB D	SUPER KIT D
24-18	2" x 4" x 18" Crib	6	12	24	24	48	48
2/4-12	2" x 4" x 12" Wedge	2	4	8	8	16	16
44-18	4" x 4" x 18" Crib	6	12	24	24	48	48
44LL-18	4" x 4" x 18" Lincoln Logs	4	8	16	16	32	32
68LL-24	6" x 6" x 24" Super Lincoln Logs				8		16
4/4-18	4" x 4" x 18" Wedge	2	4	8	8	16	16
3W	3" Wide x 8.5" Long Wedge	2	4	6	6	8	8
6W	6" Wide x 8.5" Long Wedge	2	4	6	6	8	8
1B	1" Thick x 9" Square Lock Block	1	2	3	3	4	4
2B	2" Thick x 9" Square Lock Block	1	2	3	3	4	4
3B	3" Thick x 9" Square Lock Block	1	2	3	3	4	4
SC-1	Step Chock	2	4	8	8	16	16
SC-2	Medium Step Chock		2	4	4	8	8
SC-3	Giant Step Chock			2	2	4	4
BP2424	BP 24" X 24" BAG PAD GRAY		2	4	4	8	8

**CRIB BAGS AVAILABLE!**


**SEE OUR KITS  
FOR HEAVY RESCUE**

**NEW SUPER C  
& SUPER D**

**EXAMPLE: CRIB KIT B**



**BONUS EXAMPLE:  
FREE BONUS PACKAGE (B)**



## USAR KITS

### Components:

- 24 ea. 4" x 4" x 18" Cribs
- 24 ea. 2" x 4" x 18" Cribs
- 12 ea. 4" x 4" x 18" Wedges
- 12 ea. 2" x 4" x 18" Wedges

### Carrying Bags:

- 4 ea. 24" x 16" x 16"



## QUICK RESPONSE STARTER KITS

PART NO.	DESCRIPTION	QTY.
SC-1	Step Chock	2
3W	3" Wide x 8.5" Long Wedge	2
1B	1" x 9" Lock Block	1
2B	2" x 9" Lock Block	1
	Bag	1

**QUICK RESPONSE  
STARTER KITS**



**FREE  
BONUS  
PACKAGE**

### EXAMPLE

*Purchase Crib Kit B, and you'll receive one set of lock blocks, one 3W wedge, and one 6W wedge.*

**Call us for a copy of our  
CRIBBING TEST RESULTS**



PRINTED ON  
RECYCLED PAPER



MADE FROM  
RECYCLED PLASTICS



**PT Rescue**  
19 Ricketts Rd,  
Mt Waverley,  
VIC 3149

**P: +61 3 9562 8800**

**F: +61 3 9562 8080**

**E: rescue@pthydraulics.com.au**

**WE ALSO MANUFACTURE**  
A FULL LINE OF COMPARTMENT MATTING,  
ATHLETIC FLOORING,  
AND SLIP-RESISTANT COATINGS  
WHICH MEET THE NFPA REGULATIONS  
FOR SAFE WALKING SURFACES.